

Any personal information obtained from this search will only be used as per the Terms and Conditions agreed to and in accordance with applicable data protection laws including the Protection of Personal Information Act, 2013 (POPI), and shall not be used for marketing purposes.

SEARCH CRITERIA

Search Date	2019/01/20 10:26	Township	CAMPS BAY
Reference	-	Erf Number	12345
Report Print Date	2021/12/04 11:12	Portion Number	0
Deeds Office	CAPE TOWN		

Township CAMPS BAY, Erf 12345, Portion 0

REGISTERED PROPERTY DETAILS

Property Type	ERF	Diagram Deed	12542/1974
Erf Number	12345	Registered Size	1,248SQM
Portion Number	0	Municipality	WESTERN CAPE
Township	CAMPS BAY	Province	WESTERN CAPE
Registration Division	NOT AVAILABLE	Coordinates (Lat/Long)	6.378768/-33.950587
Deed Office	CAPE TOWN		

OWNER DETAILS (1)

DOE JANE		Owner 1 of 1	
Person Type	PRIVATE PERSON	Title Deed	T12345/1993
Name	DOE JANE	Purchase Date	1993/12/31
ID Number	5312319999086	Purchase Price (R)	800,000
Share (%)	100	Registration Date	1994/01/20

MAPS



DISCLAIMER

This report contains information provided to LNRM by content providers and LNRM cannot control the accuracy of the data nor the timely accessibility. LNRM will not be held liable for any claims based on reliance of the search information provided. This report is subject to the terms and conditions of LexisNexis Risk Management Agreement. LexisNexis Risk Management (Pty) Ltd is a registered credit bureau (NCRCB26).

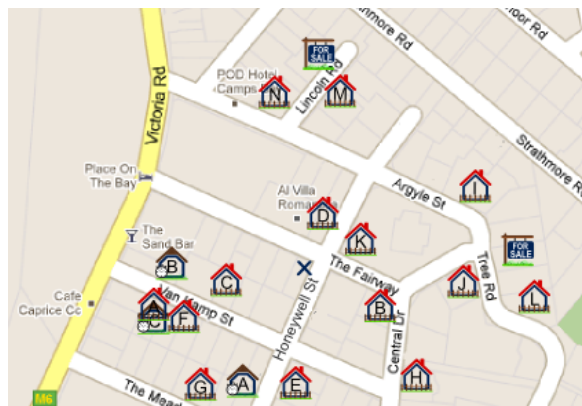
PROPERTY INFORMATION			
Address	21 MONTAGUE STREET, BEDELIA *		
Primary Use	-		
Estate	BLAAUWBERG VILLAGE *		
ROOM CONFIGURATION			
Bedrooms	3	Internal Finishes	LUXURY *
Bathrooms	2 *	Reception Area	1
Kitchens	1 *	Study/Office	1
GENERAL INFORMATION			
Door Number	38 *	Roof Type	TITLE *
Floor Size (m²)	38 *	Wall Type	BRICK *
Storeys	1	Construction Year	2008 *
OTHER FEATURES			
Garages	2	Pool	YES
Garden	YES	Additional Dwellings	YES

* Indicates the co-ordinates has been updated.

MUNICIPAL VALUATION			
Municipal Valuation	1 350 000	Valuation Year	2007
Zoning Usage	1 DWELLING RES		

SALES

Sales shows the details of the most recent transfers in close proximity to the specified property.



DISCLAIMER

This report contains information provided to LNRM by content providers and LNRM cannot control the accuracy of the data nor the timely accessibility. LNRM will not be held liable for any claims based on reliance of the search information provided. This report is subject to the terms and conditions of LexisNexis Risk Management Agreement. LexisNexis Risk Management (Pty) Ltd is a registered credit bureau (NCRCB26).

RECENTLY REGISTERED TRANSFERS

	Address/ Property Information	Size	Sales Price (R)	Distance (m)	Sold	Transferred
A	9 VAN KAMP STREET CAMPS BAY	477	40,000,000	28.257	2008/03/06	2008/06/04
B	1 THE FAIRWAY ROAD CAMPS BAY	497	3,500,000	70.546	2008/06/17	2008/12/12
C	2 VAN KAMP STREET CAMPS BAY	498	6,228,000	109.138	2007/04/17	2007/08/01
E	239 HONEYWELL STREET CAMPS BAY	302	4,200,000	230.302	2007/04/04	2007/07/31
F	4 VAN KAMP STREET CAMPS BAY	316	6,500,000	248.198	2008/03/07	2008/06/05
G	7 THE MEWS DRIVE CAMPS BAY	395	3,600,000	272.862	2008/02/26	2008/05/20
H	15 CENTRAL DRIVE CAMPS BAY	359	5,500,000	274.927	2007/09/06	2007/11/19
I	6 ARGYLE STREET CAMPS BAY	360	3,000,000	284.535	2007/11/11	2008/09/07
J	9 CENTRAL DRIVE CAMPS BAY	495	3,000,000	284/535	2007/01/16	2007/08/15
K	1 FAIRWAY ROAD CAMPS BAY	499	4,500,000	321.936	2008/07/04	2008/11/27
M	1 LINCOLN ROAD CAMPS BAY	697	5,150,000	325.363	2007/03/06	2007/06/24
N	2 LINCOLN ROAD CAMPS BAY	693	16,000,000	325.677	2007/07/13	2007/10/25

SALES ANALYSIS

15 properties used in the analysis.

Note: Where there is no monetary value or extent it has been ignored.

	Price (R)	R/m ²	Extent (m ²)
Highest Priced Property	40,000,000	83,857	477
Average Priced Property	15,254,500	23,526	483
Lowest Priced Property	3,000,000	6,000	495

BONDS AND OTHER DOCUMENTS (1)

#	Document Number	Amount (R)	Holder
1	65421/2008	1,000,000	ABSA

PROPERTY HISTORY (1)

#	Document Number	Amount (R)	Holder
1	12345/2003	810,000	ABSA

AMENITIES (4)

#	Name	Type	Distance (m)
---	------	------	--------------

DISCLAIMER

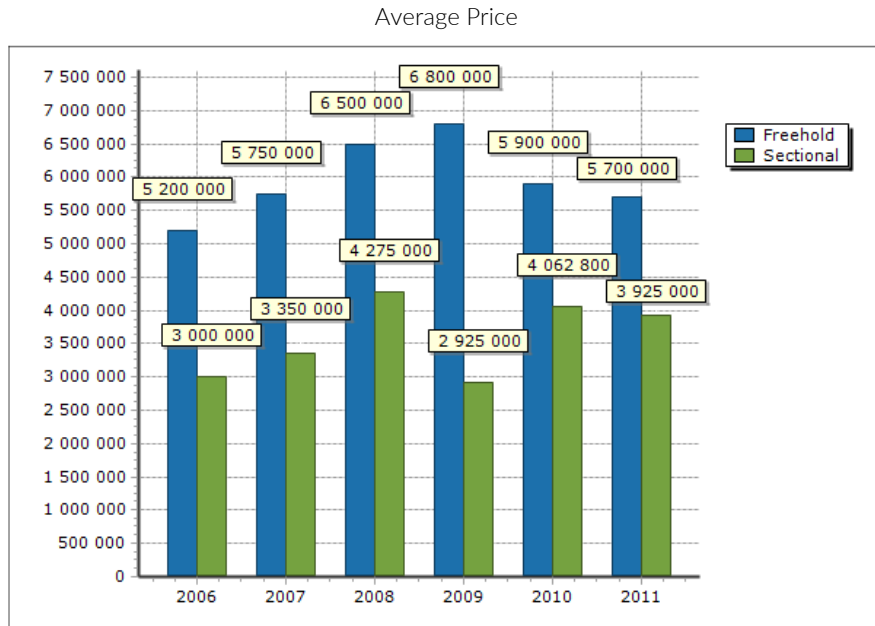
This report contains information provided to LNRM by content providers and LNRM cannot control the accuracy of the data nor the timely accessibility. LNRM will not be held liable for any claims based on reliance of the search information provided. This report is subject to the terms and conditions of LexisNexis Risk Management Agreement. LexisNexis Risk Management (Pty) Ltd is a registered credit bureau (NCRCB26).

1	PROMENADE SHOPPING MALL	-	0,266
2	CAMPS BAY PREPSCHOOL	-	0,365
3	POLICE SAPS - CAMPS BAY	-	0,604
4	BOOTH MEMORIAL HOSPITAL	-	1,212

SUBURB TREND

The Suburb Trend graphs show the average price and total volume of sales in the suburb.

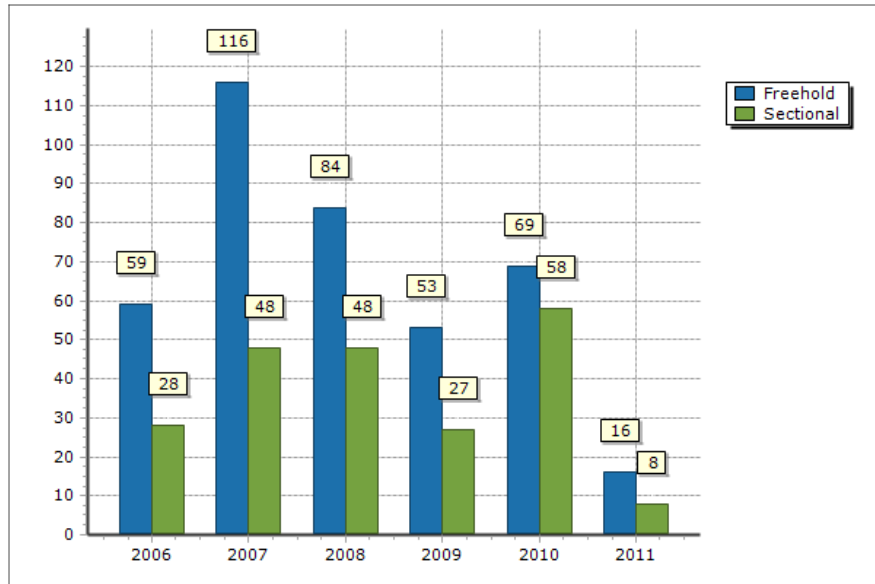
ANNUAL TRENDS



Number of Sales

DISCLAIMER

This report contains information provided to LNRM by content providers and LNRM cannot control the accuracy of the data nor the timely accessibility. LNRM will not be held liable for any claims based on reliance of the search information provided. This report is subject to the terms and conditions of LexisNexis Risk Management Agreement. LexisNexis Risk Management (Pty) Ltd is a registered credit bureau (NCRCB26).



	Average Freehold Price (R)	Total Freehold Sales	Average Sectional Price (R)	Total Sectional Sales
2006	5,200,000	59	3,000,000	28
2007	5,750,000	116	3,350,000	48
2008	6,500,000	84	4,275,000	48
2009	6,800,000	53	2,925,000	27
2010	5,900,000	69	4,062,800	58
2011	5,700,000	16	3,925,000	8

DISCLAIMER

This report contains information provided to LNRM by content providers and LNRM cannot control the accuracy of the data nor the timely accessibility. LNRM will not be held liable for any claims based on reliance of the search information provided. This report is subject to the terms and conditions of LexisNexis Risk Management Agreement. LexisNexis Risk Management (Pty) Ltd is a registered credit bureau (NCRCB26).